



FALL & WINTER 2022



RE-TOOL YOUR METAL SHOP

PRICES IN EFFECT UNTIL DECEMBER 31ST, 2022

16" X 20" COMBO LATHE/MILL KC-1620CLM

- Two powerful 3/4 HP 110V motors
- Comes with 5" 3 jaw chuck, imperial & metric change gears, quick change tool post with 1/2" capacity, steady rest, follow rest, thread chasing dial indicator, MT#3 & MT#4 dead centres, 1/2" drill chuck and tool box with adjusting tools



\$3699.

OPTIONAL ELEVATING BLOCK WITH 7/16" T-SLOTS KM-124

(7-7/8" x 5-7/8" x 5")



\$199.

OPTIONAL COMBO LATHE/MILL STAND SS-1620CLM

(41-3/8" x 19-1/4" x 30-1/2")

\$499.

MILLING DRILLING MACHINE with SAFETY GUARD & LIMIT SWITCH PDM-30

- 11 Amp. motor
- 16 1/2" swing
- 1 1/4" Drilling capacity
- 3" Face mill capacity
- 5" stroke
- Spindle taper R8
- 12 speeds (150-2500 RPM)

OPTIONAL TABLE POWERFEED ATTACHMENT PFM-32

For # PDM-30

\$679.

5 PC. ACCESSORY BONUS PACKAGE FREE

INCLUDED WITH THE PURCHASE OF A PDM-30 MILLING DRILLING MACHINE

OPTIONAL MILLING DRILLING MACHINE STAND SS-45

\$399.99



\$2999.

17" DRILL PRESS

17" DRILL PRESS with SAFETY GUARD & LIMIT SWITCH

DRILL PRESS CHUCK SAFETY GUARD KM-118 Fits KC-118FC **\$29.99**



- ### KC-118FC
- 12.5 Amp. motor
 - 16 speeds (240-3400 RPM)
 - 17" swing
 - 3 1/4" stroke
 - 5/8" chuck

\$899.

- ### KC-118FC-LS
- 12.5 Amp. motor
 - 16 speeds (240-3400 RPM)
 - 17" swing
 - 3 1/4" stroke
 - 5/8" chuck

\$999.

5 PC. CUTTER HOLDER SETS KM-046

- 3/8" Shank
- H.S.S. cutters
- Fits: KC0712ML, KC-1022ML, KC-1620CLM



\$59.99

8" LOW SPEED LONG SHAFT BUFFER KC-899LSB

- Powerful 1/2 HP motor
- 1,750 RPM
- Two 8" x 1/2" spiral sewn cloth buffing wheels

\$159.99



THE MOST INNOVATIVE DRILL PRESSES

16" NOVA VIKING DVR DRILL PRESS 18" NOVA VOYAGER DVR DRILL PRESS



DVR WITH ADAPTIVE CONTROL™ SOFTWARE

Safety Guard with Limit Switch



83750 Fits #83705

\$399. NEW

Safety Guard with Limit Switch



58501 Fits #58006

\$399.

83705

- Powerful direct drive **1 HP** high torque motor with no pulleys or belts
- Spindle taper MT #2
- Comes with 5/8" drill chuck & key, firmware USB cable

\$1699.


58006

- Powerful direct drive **1.75 HP** high torque motor with no pulleys or belts
- Spindle taper MT #2
- Comes with 5/8" drill chuck & key, firmware USB cable

\$2399.

7"X12" METAL CUTTING BANDSAW KC-712BC

- 11.5 Amp. motor
- Coolant system
- 4 speeds (85-130-180-235)



PATENTED TRU-LOCK quick locking vise system

H.S.S. & BI-METAL BLADES ("SKIP TOOTH")						
Model	Length	Width	Blade Material	TPI	Thickness	Price
KBB-712-10	93"	3/4"	H.S.S.	10	.032"	\$24.99
KBB-712-14	93"	3/4"	H.S.S.	14	.032"	\$24.99
KBB-712-18	93"	3/4"	H.S.S.	18	.032"	\$24.99
KBB-712-BM-610	93"	3/4"	Bi-Metal	6-10	.032"	\$69.99
KBB-712-BM-1014	93"	3/4"	Bi-Metal	10-14	.032"	\$69.99

\$1999.

5.5 PEAK HP 24 GALLON AIR COMPRESSOR KC-3124V2

- 150 PSI max pressure
- 7.6 CFM @ 40 PSI
- 6.0 CFM @ 90 PSI
- 2 cylinder cast iron single stage oil lubricated pump



ASME SAFETY VALVE

\$875.

MILLING DRILLING MACHINES & ACCESSORIES

12" BENCH & 15" FLOOR VARIABLE SPEED DRILL PRESSES

KC-12HS-VS

- Powerful 1/2 HP, 5 Amp. motor
- Variable speeds (580 - 3200 RPM)
- 5/8" drill chuck and key

Digital Readout

Digital Readout

KC-15HS-VS

- Powerful 3/4 HP, 8.6 Amp. motor
- Variable speeds 2 (280 - 1100/ 900-3300) RPM
- 5/8" drill chuck and key

\$459.99

\$699.99

17" LONG STROKE DRILL PRESS with SAFETY GUARD

LONG STROKE

KC-119FC-LS

- 12.5 Amp. motor
- 12 speeds (255-2750 RPM)
- Spindle taper MT #3
- 16 15/16" swing
- 6" stroke
- 3/4" chuck

\$1299.

22" DRILL PRESS

DRILL PRESS CHUCK SAFETY GUARD
KM-122
Fits KC-122FC

\$29.99

22" DRILL PRESS with SAFETY GUARD & LIMIT SWITCH

KC-122FC

- 12.5 Amp. motor
- 1 1/4" capacity
- Spindle taper MT #4
- 12 speeds (180-4200 RPM)
- 4 3/4" stroke
- 3/4" chuck

\$1299.

KC-122FC-LS

- 12.5 Amp. motor
- 1 1/4" capacity
- Spindle taper MT #4
- 12 speeds (180-4200 RPM)
- 4 3/4" stroke
- 3/4" chuck

\$1399.

15" VARIABLE SPEED INDUSTRIAL DRILL PRESS

Variable speed handwheel with digital readout

Safety guard with limit switch protection

LONG 6" STROKE

KC-30HS-VS

- Powerful 1 HP motor
- Estop 2 step activation safety switch with line voltage interruption
- Variable speeds: 400-5,000RPM
- 5/8" drill chuck and key

\$2999.

29 PC. TITANIUM DRILL BIT SET

KDB-29T

\$39.99

29 (1/16"-1/2" x 1/6 4")

CROSS SLIDE VISES

4" - KCV-4N \$69.99

5" - KCV-5N \$99.99

6" - KCV-6N 129.99

DRILL PRESS VISES

3" - KPV-3 \$19.99

4" - KPV-4 \$24.99

5" - KPV-5 \$39.99

6" - KPV-6 \$49.99

KEYLESS DRILL CHUCKS

KDC-12X

1/2" JT#33

\$79.99

KDC-58X

5/8" JT#3

\$99.99

KDC-34X

3/4" JT#4

\$129.99

COMPOUND SLIDE TABLE

KCT-618

• 6" X 18 1/2" - 1/2" T-slots

\$249.99

52 PC. CLAMPING KITS

KCL-5212 \$99.99

Fits 1/2" table slots

KCL-52 \$99.99

Fits 5/8" table slots

20 PC. TITANIUM COATED END MILL SET

KM-120

\$199.99

2 & 4 Flute (10pcs. each)
Imperial, Single End

HEAD TILTS 90° TO THE LEFT AND 30° TO THE RIGHT



21" GEARHEAD DRILLING MACHINE WITH SAFETY GUARD & LIMIT SWITCH

KC-40HS (220V)

KC-40HS-6 (600V)

- 1.5 HP Motor
- Forward & Reversing Switch
- 1 1/4" Drilling Capacity
- 20 7/16" Swing
- Spindle Taper MT#3
- 6 Speeds (60-1500 RPM)
- Face Mill Capacity 4"
- End Mill capacity 3/4"

\$5499.

HEAD TILTS 90° TO THE LEFT AND 30° TO THE RIGHT



21" GEARHEAD DRILLING/MILLING MACHINE WITH SAFETY GUARD & LIMIT SWITCH

KC-40HC (220V)

KC-40HC-6 (600V)

- 1.5 HP Motor
- Forward & Reversing Switch
- 1 1/4" Drilling Capacity
- 20 7/16" Swing
- Spindle Taper R-8
- 6 Speeds (60-1500 RPM)
- Face Mill Capacity 4"
- End Mill capacity 3/4"
- Working surface of table 23" x 7 1/2"

\$6499.

POWER DOWNFEED & TAPPING



28" GEARHEAD DRILLING MACHINE WITH SAFETY GUARD & LIMIT SWITCH

KC-50

- 2 HP motor
- 27 1/2" swing
- 7" stroke
- Speeds (60-870 / 120-1740)
- 1 1/2" capacity

- Spindle taper MT#4
- 5/8" Chuck & key included

\$6999.

RADIAL DRILLING MACHINE WITH SAFETY GUARD

KC-35/SS-35

- 1.5 HP Motor
- 21 1/4" Max. distance spindle nose to table
- 38 1/2" swing
- MT #3 Spindle taper
- Speeds 5(340-3000 R.P.M.)
- 5 1/4" Spindle stroke
- 4 1/2" Column diameter
- 21 5/8" x 19 5/8" Table dimensions
- 14" Head travel
- 5/8" Size of T-Slot on table
- Forward reverse switch
- 1/2" chuck with key, safety guard and stand

HEAD SWIVELS 180°

\$5499.

METAL LATHES & ACCESSORIES



7" X 12"

5.5 Amp.
(110V)


INCLUDES - 4" - 3 JAW CHUCK & STEADY REST

VARIABLE SPEED MINI METAL LATHE

KC-0712ML

- 3/4" spindle bore
- Variable speeds 2 (0-1100, 0-2500 RPM)
- Comes complete with quick change gear box, face plate, replacement gears, 4-way tool post, MT#2 dead center, threading dial indicator

\$1099.



10" X 22"

12 Amp.
(110V)

**OPTIONAL
CABINET
STAND
SS-1022**

BELT DRIVE METAL LATHE

KC-1022ML

- 1" spindle bore
- Spindle speeds 6 (150-2400) RPM
- Comes complete with 5"-3 jaw chuck, 6-1/2"-4 jaw chuck, replacement gears, 4 way tool post, steady rest, follow rest, 8" face plate, thread chasing dial indicator, MT#3 dead center, full length splash guard, tool box, and chuck key

\$379.⁹⁹



\$3199.

12" X 36"

1.5 HP
(220V)

GEARHEAD METAL LATHE

- 1 1/2" spindle bore
- Spindle speeds 9 (60-1500) RPM
- 40(4-112 T.P.I.) 30(.2 - 4.5mm) thread cutting
- Comes complete with 6"-3 jaw chuck, 8"-4 jaw chuck, imperial and metric gears, quick change tool post, steady rest, follow rest, 10" DI-4 camlock face plate, thread chasing dial indicator, MT#3 dead center, MT#3 arbor taper, 1/2" drill chuck, full length splash guard, tool box, and chuck keys

WITH TAPER ATTACHMENT

KC-1236ML/SS-1236

KC-1236ML/KM-053/SS-1236

\$6199.

\$6699.



14" X 40"

2 HP
(240V)

GEARHEAD METAL LATHE

- Spindle speeds 8(70-2000) RPM
- 34(4-56 T.P.I.) 26(.4 - 7mm) thread cutting
- Comes complete with 7"-3 jaw chuck, 8"-4 jaw chuck, replacement gears, quick change tool post, steady rest, follow rest, 12" DI-5 camlock face plate, coolant system, full length splash guard, thread chasing dial indicator, 2 MT#3 dead centers, JT#6-MT#3 sleeve, tool box, chuck keys, and cabinet stand with foot brake

2" Spindle Bore

WITH TAPER ATTACHMENT

KC-1440ML-2

KC-1440ML-2/KM-054

\$9999.

\$10499.



16" X 40"

4 HP
(600V)

HIGH PRECISION "TOOL ROOM" METAL LATHE

- Spindle speeds 16(45-1800) RPM
- 2" spindle bore diameter
- 45(2-72 T.P.I.) thread cutting
- Comes complete with 8"-3 jaw chuck with inside & outside jaws, 12"-4 jaw chuck, quick change tool post and two 3/4" tool holders, steady and follow rests with roller guides, 14" (DI-6) camlock face plate, MT #4 standard dead centre, MT #4 carbide tipped dead centre, MT #4 to MT #6 spindle sleeve adapter, coolant system, manual micrometer carriage stop, tool box and wrenches


WITH TAPER ATTACHMENT

KC-1640ML

KC-1640ML/KM-055

\$16999.

\$17499.



FAGOR DIGITAL READOUT SYSTEMS



20i-T-840

(Fits KC-1440ML-6 & KC-1440ML-2)

**2 AXIS with
8" x 40" scales**

\$2399.

20i-T-1040

(Fits KC-1640ML)

**2 AXIS with
10" x 40" scales**

\$2699.

LIVE CENTERS

\$75.  **\$85.**

KLC-2M

TAPER SHANK -
MT#2

KLC-3M

TAPER SHANK -
MT#3

7 PC. CARBIDE CUTTER HOLDER SETS

- 2 positions carbide indexable Cutter Inserts (5pc.)
- H.S.S. inserts (2pc.)

**INCLUDED
Screwdriver and
3 adjustment keys**



KM-047
3/8" Shank

\$199.

Fits Models:
KC-0712ML, KC-1022ML

KM-057
5/8" Shank

\$219.

Fits Models:
KC-1236ML, 14440ML-2
14440ML-6, KC-1640GH,
KC-1640ML & KC-1660GH

TAPER ATTACHMENT



**Taper Attachment must be
ordered together with Lathe**

These Taper Attachments are designed to fit our 12" x 36", 14" x 40" & 16" x 40" Metal Lathes models
KC-1236ML, KC-1440ML-2 & KC-1640ML

7 PC. QUICK CHANGE TOOL POST KITS



KQCT-0012

Fits most lathes up to 0 to 12" swing

\$319.⁹⁹

KQCT-1015

Fits most lathes between 10" to 15" swing

\$339.⁹⁹

KQCT-1318

Fits most lathes between 13" to 18" swing

\$499.⁹⁹



METAL CUTTING BANDSAWS

PORTABLE VARIABLE SPEED METAL CUTTING BANDSAW

KC-8377

- Variable speed 0-420 SFPM
- Cutting capacity of 5" x 5"
- Blade tension lever
- Comes with standard 44-7/8" x 1/2" blade

\$219.99

OPTIONAL Miter Stand turns this Bandsaw into a Cut-off Saw

SS-8377

\$99.99

5" x 6" METAL CUTTING BANDSAW

KC-129C

- 3 speeds (80-120-200 FPM)
- Comes with wheels for portability

8 Amp. (110V)

\$749.

H.S.S. & BI-METAL BLADES						
Model	Length	Width	Blade Material	TPI	Thickness	Price
KBB-115-10	64 1/2"	1 1/2"	H.S.S.	10	.025"	\$17.99
KBB-115-14	64 1/2"	1 1/2"	H.S.S.	14	.025"	\$17.99
KBB-115-18	64 1/2"	1 1/2"	H.S.S.	18	.025"	\$17.99
KBB-115-24	64 1/2"	1 1/2"	H.S.S.	24	.025"	\$17.99
KBB-115-BM-10	64 1/2"	1 1/2"	Bi-Metal	10	.025"	\$39.99
KBB-115-BM-14	64 1/2"	1 1/2"	Bi-Metal	14	.025"	\$39.99
KBB-115-BM-18	64 1/2"	1 1/2"	Bi-Metal	18	.025"	\$39.99

5" x 6" DUAL SWIVEL METAL CUTTING BANDSAW

KC-129DS

ADJUSTABLE HYDRAULIC CYLINDER



8 Amp. (110V)

\$1099.

- Head swivels 0° - 45° to the right and 0° - 60° to the left
- Adjustable hydraulic downfeed control
- Automatic shut-off switch

10" x 18" METAL CUTTING BANDSAW

KC-227-2 (220V)

KC-227-6 (600V)

- 4 speeds (114, 196, 288, 377 FPM)
- Carbide ball bearing blade guide
- Control panel with automatic shut-off
- Adjustable hydraulic downfeed control
- Both adjustable control arms can be positioned as close to the cut as possible
- Coolant system with regulator valves

PRECISION PRESSURE GAUGE INDICATES THE BLADE TENSION



H.S.S. BLADES					
Model	Length	Width	TPI	Thickness	Price
KBB-225-10	122"	1"	10	.032"	\$39.99
KBB-225-14	122"	1"	14	.032"	\$39.99

**11.5 Amp. @ 220V
2.6 Amp. @ 600V**

10" x 18" VARIABLE SPEED SWIVEL METAL CUTTING BANDSAW

KC-228S-V-2 (220V)

KC-228S-V-6 (600V)

**11.5 Amp. @ 220V
2.6 Amp. @ 600V**

- Swivel base from 0° to 45°
- Position adjustable control panel and automatic shut-off
- Adjustable hydraulic down feed control
- Carbide ball bearing blade guides
- Coolant system with regulator valves

BI-METAL BLADES					
Model	Length	Width	TPI	Thickness	Price
KBB-225-BM-610	122"	1"	6-10	.032"	\$99.99
KBB-225-BM-812	122"	1"	8-12	.032"	\$99.99

PATENTED TRU-LOCK™ quick locking vise system.

Exclusive 24 Volt control panel

Exclusive 24 Volt control panel

PATENTED TRU-LOCK™ quick locking vise system.

\$5999.

\$8499.

7" x 12" METAL CUTTING BANDSAW WITH GEAR DRIVE

KC-712GH-5

- Returning coolant system
- 3 (110-230-340 FPM)
- Automatic shut-off
- Adjustable ball bearing guides

PATENTED GEAR DRIVE SYSTEM...

is the ONLY one in the Canadian market which allows the user to change speeds without stopping the machine.



PATENTED TRU-LOCK™ quick locking vise system.

\$2699.

14 Amp. (110V)

7" x 12" DUAL SWIVEL METAL CUTTING BANDSAW

6 Amp. (220V)

KC-712DS

- Returning coolant system
- 4 speeds (98-164-246-328 FPM)
- Automatic shut-off
- Adjustable ball bearing guides

PATENTED TRU-LOCK™ quick locking vise system.



\$3999.

9" x 18" METAL CUTTING SWIVEL BANDSAW

KC-918S-V

- Returning coolant system
- Speeds (80-250 FPM)
- Carbide ball bearing blade guides with rollers
- Centralized control panel and automatic shut-off
- Adjustable hydraulic downfeed control
- Precision blade tension adjustment
- Head swivels 0° to 45° in one direction
- Quick-positioning vise with fully adjustable jaws for 0° to 45° angles



VARIABLE SPEED

8 Amp. (220V)

\$8999.

17" VARIABLE SPEED METAL/WOOD CUTTING BANDSAW

KC-1700WM-VS

- Variable speeds (wood): 540-3600 SFPM
- Variable speeds (metal): 100-650 SFPM
- Voltage (input power): 220V, 1 phase, 60 Hz
- Comes with a 1/2" x 10 TPI metal cutting blade, laser guide, work lamp, miter gauge and a precision "TRU-RIP" aluminum rip fence with resaw guide



Blade speed digital readout

TRU-RIP RESAW FENCE SYSTEM

23 1/2" x 17" cast iron table
Tilts 5° to the left & 45° to the right

2-4" Dust chutes for dust collector hookup

2 HP (8 Amp. @ 220V)

\$4699.

18" METAL CUTTING BANDSAW

KC-450

- Variable speed
- Handwheel controls speed
- Speed changes while the machine is in operation
- Comes complete with 4-way tilting table, and work light



7.5 Amp. (220V)

\$5999.

H.S.S. & BI-METAL BLADES ("SKIP TOOTH")

Model	Length	Width	Blade Material	TPI	Thickness	Price
KBB-918-10	131 3/4"	1"	H.S.S.	10	.032"	\$39.99
KBB-918-14	131 3/4"	1"	H.S.S.	14	.032"	\$39.99
KBB-918-BM-610	131 3/4"	1"	Bi-Metal	6-10	.032"	\$99.99
KBB-918-BM-812	131 3/4"	1"	Bi-Metal	8-12	.032"	\$99.99

METAL FORMING MACHINES

SLIP ROLLS

KC-S5016

- Max. length 50"
- Capacity 16 Gauge
- Weight 540 lbs

\$1849.

KC-S3622

- Max. length 36"
- Capacity 22 Gauge
- Weight 176 lbs

\$799.

KC-S2422

- Max. length 24"
- Capacity 22 Gauge
- Weight 81 lbs

\$699.



52" FOOT SHEAR

KC-F5216

- Cutting length 52"
- Capacity 16 Gauge
- Weight 1080 lbs

\$2799.

12" HAND SHEAR

KC-HS12

- Level arm with compensating spring

\$249.




4 TON HAND NOTCHER

KC-N616

- 16 Gauge notching capacity (mild steel)
- 18 Gauge piercing capacity (mild steel)
- Maximum notch (6" X 6" x 90°)
- Weight 165 lbs

\$749.



ARBOR PRESS

KAP-3

- Capacity: 3 Ton
- Diameter of work: 12 1/2"
- Capacity over table: 12"

\$379.




COMBINATION ROTARY MACHINE

KC-RM22

- Cutting capacity (mild steel): 22 Gauge
- Distance between shaft centers: 2"
- Depth of throat to frame: 7"
- Includes 6 dies for hooking (2), burring, wiring, ogee beads and crimping

\$749.



3 IN 1 METAL FORMING MACHINES



SHEAR, BRAKE AND ROLL

KC-1220

- Max. length 12"
- Maximum thickness 20 Gauge
- Weight 95 lbs

\$659.

KC-3020

- Max. length 30"
- Maximum thickness 20 Gauge
- Weight 300 lbs

\$999.

KC-4020

- Max. length 40"
- Maximum thickness 20 Gauge
- Weight 387 lbs

\$1599.

16 GAUGE BOX AND PAN BRAKE

KC-BP4816

- Bending length 48 1/2"
- Capacity 16 Gauge
- Weight 380 lbs

\$1399.

NEW HEAVIER DUTY MODEL



FLOOR MODEL BOX AND PAN BRAKE

KC-BP4812

- Bending length 48"
- Capacity 12 Gauge
- Weight 1140 lbs



\$3999.

3" X 79" METAL BELT SANDER

KC-379MS

- Sanding belt rotates on 7-1/2" vented drive wheel and solid rubber rear wheel for maximum tracking and sanding control
- Head pivots up or down on base for easy and safe work heights
- Horizontal working height of 36"

Hinged top cover for access to entire length of belt for larger pieces



\$1099.

3" x 79" PURE ZIRCONIA SANDING BELTS

Model	Belt Size	Grit	Unit	Price
SB-379-60	3"x79"	60	1	\$19.99
SB-379-80	3"x79"	80	1	\$19.99
SB-379-120	3"x79"	120	1	\$19.99

2 HP METAL DUST COLLECTOR

KC-7300C

- Powerful 2 HP, 220V motor
- 2 Step activation safety switch with line voltage interruption
- Ideal for collection of metal chips and abrasive dust produced by metal sanders, grinders, cold cut saws, deburring and chamfering machines
- Large metal chips collection drawer
- 6" inlet with Y-inlet adaptor with two 3" dust inlets allowing up to connect up to two metalworking machines
- Comes with large paper filter and iron activated carbon filter

\$1699.

FIREPROOF 3" METAL DUST COLLECTION HOSES KIT

KM-102

Kits Includes: 2 - 8ft. (2.5M) 130° Fireproof hoses
4 - hose clamps (3")

RATED 130°C

\$79.99

DIGITAL FRACTIONAL CALIPER

KM-106

- Converts to inches (decimal and fractional) and metric readings
- Waterproof to IP54 standards
- Two 3V Lithium batteries included



\$35.

Comes with Canadian made 80 Grit pure zirconia sanding belt



2 HP (220V)



10" WET/DRY SHARPENER KIT

KC-4900S

- 1.6 Amp. motor quietly rotates at 115 RPM for maximum precision during sharpening
- Comes with angle guide honing compound and a square edge jig for sharpening a variety of blades and wood chisels

\$229.99

OPTIONAL

4 pc. Accessory Kit

KM-130

(Short knife jig, long knife jig, scissors jig & axe jig)



\$69.99

BENCH GRINDERS

BENCH GRINDER STAND

SS-150

- Made of cast iron with coolant reservoir
- 32 3/4" high



\$89.99



KC-690

- 3.5 Amp. motor
- 3500 RPM

\$75.



KC-890

- 7 Amp. motor
- 3450 RPM

\$119.99



KC-1090

- 14 Amp. motor
- 1720 RPM

\$349.99

12" HEAVY-DUTY BENCH GRINDER WITH FLOOR STAND

KC-1295

- Cast-iron wheel guards and dust vents with 2-1/2" T-fitting adaptor for dust collection
- Built-in cast-iron quench tray, 36 Grit and 60 Grit 12" x 2" grinding wheels

1.5 HP (220V)

Direct Drive Motor

\$1699.



MAGNETIC SWITCHES



Comes with twist lock emergency stop button

Comes with padlock and 2 spare keys

\$119.99 ea.

KMAG-110-811	110V (8-11 Amp.)
KMAG-110-1114	110V (11-14 Amp.)
KMAG-110-1417	110V (14-17 Amp.)
KMAG-220-811	220V (8-11 Amp.)
KMAG-220-1114	220V (11-14 Amp.)
KMAG-220-1417	220V (14-17 Amp.)
KMAG-220-1721	220V (17-21 Amp.)

HEPA CARTRIDGE FILTERS

HEPA (high-efficiency particulate air) filters are designed to capture all particles that are 0.3 microns or smaller

KVAC-1145
FITS: 8520LP, 8530LPN,
8531LP-B, 8540LST

KVAC-1150
FITS: 8560LST



\$39. EA.

8520LP

- Powerful 3.5 Peak HP motor
- 5 US Gallon (20L)
- Comes complete with 6 ft. x 1-1/4" thread-on hose, 3 pc. plastic extension wand, 20L dust bag, foam filter, reusable filter, 10" floor sweep and crevice tool



\$79.99

WET-DRY VACUUMS

8530LPN

- Powerful 4 Peak HP motor
- 8 US Gallon (30L)

• Comes complete with 6 ft. x 1-1/4" hose, 2 pc. plastic extension wand, 30L dust bag, cartridge filter, foam filter, reusable filter, 10" floor sweep and crevice tool



\$99.99

8540LST

- Powerful 5 Peak HP motor
- 10 US Gallon (40L)

• Comes complete with 6 ft. x 1-1/4" hose, 2 pc. extension wand, 40L dust bag, cartridge filter, foam filter, reusable filter, 10" floor sweep and crevice tool



\$179.99

Double filtration system with pleated cartridge filter

8560LST

- Powerful 10.5 Peak HP motor
- 16 US Gallon (60L)

• Convenient 18 ft. power cord

• Comes complete with 8 ft. x 2-1/2" flex hose, 2 pc. 2-1/2" extension wand, handle with air control, cartridge filter, foam filter, 14" floor sweep with squeegee insert, gulper tool, crevice tool and hanging accessory storage bag



\$299.99

Tank water drain

Tank water drain

AIR TOOL KIT 71 PC.

8171

Comes with 1/2" Impact Wrench, 3/8" Ratchet Wrench, Air Hammer and 1/4" Die Grinder

\$149.99



SPRAY GUN KITS

8180



\$37.99

8190 HVP



\$79.99

8182



\$49.99

8195



\$99.99

8185



\$69.99

5.5 PEAK HP 20 GALLON AIR COMPRESSOR

KC-2051H2

- 150 PSI max pressure
- 7.6 CFM @ 40 PSI
- 6.0 CFM @ 90 PSI

2 cylinder cast iron single stage oil lubricated pump



\$749.

Thermally protected US Motor® 6.5 peak HP motor with reset



\$1249.



\$1799.



\$3999.

Comes with magnetic starter

TIRE INFLATION GUN WITH PRESSURE GAUGE

K-1630

\$23.99



COMPRESSOR OIL BOTTLE (850ml)

KW-077

\$9.99



STATIONARY 6.5 PEAK HP 60 GALLON AIR COMPRESSOR

KC-6160V3

- 150 PSI max pressure
- 13.4 CFM @ 40 PSI
- 11.2 CFM @ 90 PSI

2 cylinder cast iron single stage oil lubricated pump

HIGH OUTPUT 6.5 PEAK HP 60 GALLON AIR COMPRESSOR

KC-5160V3

- 150 PSI max pressure
- 22.6 CFM @ 40 PSI
- 18.5 CFM @ 100 PSI

3 cylinder cast iron single stage oil lubricated pump

2 cylinder cast iron single stage oil lubricated pump

HIGH OUTPUT 7.5 PEAK HP 80 GALLON AIR COMPRESSOR

KC-7180V3-MS

- 200 PSI max pressure
- 43 CFM @ 40 PSI
- 28 CFM @ 175 PSI

NEW & IMPROVED

High Performance Air Compressor with high output of 28 CFM @ 175 PSI

PREMIUM HYBRID POLYMER GARDEN HOSES

150 PSI (Working) / 450 PSI (Burst) Extreme All-Weather Flexibility Kink resistant

K-5058GH 5/8" x 50 ft. **\$45.** **K-10058GH** 5/8" x 100 ft. **\$77.**

8



300 PSI MAXIMUM PRESSURE

HYBRID POLYMER INDUSTRIAL AIR HOSES

K-2514H	25' x 1/4"	\$21.99
K-2538H	25' x 3/8"	\$29.99
K-5014H	50' x 1/4"	\$33.99
K-5038H	50' x 3/8"	\$44.99
K-10014H	100' x 1/4"	\$54.99
K-10038H	100' x 3/8"	\$65.99

RETRACTABLE AIR HOSE REEL WITH HYBRID POLYMER AIR HOSE

K-5038FRL

50 ft. x 3/8"

- All-Weather Flexibility (-40°C to 65°C)
- Comes with wall mounting hardware



\$109.99

MANUAL AIR HOSE REEL WITH HYBRID POLYMER AIR HOSE

K-10014FRL

100 ft. x 1/4"

- 360° swivel base
- All-Weather Flexibility (-40°C to 65°C)



\$109.99

RECIRCULATING PARTS WASHERS

CLEANING BRUSH FOR PARTS WASHERS

KM-059



\$19.99



5 GALLON

20 GALLON

40 GALLON

KPW-205

KPW-220

KPW-240

• Safety lever has fusible link
• Durable pump included

• Safety lever has fusible link
• Durable pump included

• Safety lever has fusible link
• Durable pump included

\$89.99

\$199.99

\$299.99

VARIABLE SPEED HAND-HELD BLOWER/VACUUM

8317

- 116 CFM, max air speed 195 km/h (121 mph)
- Variable speed (6,000-14,000 RPM)
- Trigger lock-on button for continuous operation
- Comes complete with soft flexible rubber blower nozzle and a vacuum dust bag.



\$29.99

Vacuum mode

SANDBLAST CABINETS WITH LED LIGHT

- 4 different sized ceramic nozzles
- 2 rubber gauntlet gloves
- Dual large access doors allow user to sandblast longer pieces of metal (KSB-350-LED only)
- Comes with 5 replacement adhesive window protectors

LED light for improved visibility



KSB-110N-LED
\$219.99

KSB-350-LED
\$749.

ADHESIVE WINDOW PROTECTORS

KM-097

Fits: KSB-110N-LED
5 PC. KIT

\$27.

KM-098

Fits: KSB-350-LED
5 PC. KIT

\$27.

REPLACEMENT CERAMIC NOZZLES

KM-036

Fits: KSB-110N-LED & KSB-350-LED
4 PC. KIT

\$27.

LED WORK LIGHTS



KC-3002LED-ST
40W work light emits 6000 lumens

- Quick release latch
- For indoor and outdoor use in dry locations

KC-4002LED-ST
72W work light emits 8000 lumens

- Quick release latch
- For indoor and outdoor use in dry locations

\$149.99

\$219.99

KC-1501LED
15W Work light emits 1500 lumens
\$35.99

KC-3001LED
20W work light emits 3000 lumens
\$59.99

KC-4001LED
36W work light emits 4000 lumens
\$99.99

CORDLESS LED WORK LIGHTS

KC-750LED-B

\$19.99

COMES WITH MAGNETIC BASE & 4 PANASONIC AA BATTERIES

10W Work light emits 1500 lumens

KC-1502LED-C

CORDLESS

\$59.99



2 TON FOLDING SHOP CRANE

- 8 ton hydraulic ram features top-of-stroke and safety overload bypass system for maximum pump protection
- Compact design with retractable boom and foldable legs
- Fold-up legs with safety pins extend to 65"

\$425.

14" CUT-OFF SAW

8342LN

- Quick release vise for holding workpiece, allows cuts up to a 45° angle

Powerful 15 Amp motor



\$179.99

PRESSURE ABRASIVE SANDBLASTERS

- Safety pressure relief valve
- Loading abrasive is made simple using the concave funnel top of the tank
- Safety pressure relief valve
- 1/2" (I.D.) x 8 ft abrasive feed hose
- Includes media gun, 4 interchangeable nozzles (2, 2.5, 3 & 3.5mm), water separator filter, protective blast hood and teflon tape

KSB-10
10 GALLON

KSB-20
20 GALLON



\$269.99

\$329.99

HYDRAULIC SHOP PRESSES WITH GRID GUARD

- Great for straightening, pressing, bending or stamping
- Used to install or remove gears, bushings or bearings
- Adjustable bed height with support rods
- Comes with 2 pressure plates

Optional
9 PC. PUNCH & DIE KIT
KM-045
\$129.99



KHP-10T-GGN
\$379.99

KHP-20T-GGN
\$559.99



DUAL/FUEL GASOLINE/PROPANE GENERATORS




5100W DUAL/FUEL

GASOLINE/PROPANE GENERATOR WITH ELECTRIC START

KCG-5101GE-DF

- Powerful 8 HP, 4 stroke air cooled OHV engine
- AVR system and electronic ignition
- Low oil shut-off with indicator light
- Two duplex outlets: 120V/20 Amp. AC
- Twist lock outlet: 120V/240V/30 Amp. AC
- Keyed electric start and easy start recoil starter
- AC double throw circuit breaker and resets for safe operation



NEW

\$599.99

Comes with propane tank connection cable

12000W DUAL/FUEL

GASOLINE/PROPANE GENERATOR WITH ELECTRIC START

KCG-12001GE-DF

- Powerful 18 HP, 4 stroke air cooled OHV engine
- AVR system and electronic ignition
- Low oil shut-off with indicator light
- Duplex outlet: 120V/20 Amp. AC
- Twist lock outlet: 120V/240V/30 Amp. AC
- Outlet: 120V/240V/50 Amp. AC
- Keyed electric start and easy start recoil starter
- AC double throw circuit breaker and resets
- Terminals: 12V/8.3 Amp. DC and DC reset



\$1299.99

Comes with propane tank connection cable

PORTABLE GASOLINE GENERATORS

1800W GASOLINE GENERATOR

KCG-1501GX

- Powerful 3 HP, 4 stroke air cooled OHV engine
- Low oil shut-off with indicator light
- Duplex Outlet: 120V/11.6 Amp. AC output
- Terminals: 12V, 8 Amp. DC output

\$399.99



10000W GASOLINE GENERATOR WITH ELECTRIC START

KCG-10001GE

- Powerful 15 HP, 4 stroke air cooled OHV engine
- AVR system and electronic ignition
- Low oil shut-off with indicator light protects the engine
- Two duplex outlets: 120V/20 Amp. AC
- Two twist lock outlets: 120V/30 Amp. AC and 120V/240V/30 Amp. AC

\$999.99



5100W GASOLINE GENERATOR WITH WHEEL KIT

KCG-5100G

- Powerful 8 HP, 4 stroke air cooled OHV engine
- AVR system and electronic ignition
- Low oil shut-off with indicator light
- Two duplex outlets: 120V/20 Amp. AC
- Twist lock outlet: 120V/240V/30 Amp. AC

\$459.99



12000W GASOLINE GENERATOR WITH ELECTRIC START

KCG-12000GE

- Powerful 18 HP, 4 stroke air cooled OHV engine
- AVR system and electronic ignition
- Low oil shut-off with indicator light protects the engine
- Two duplex outlets: 120V/20 Amp. AC
- Twist lock outlet: 120V/240V/30 Amp. AC
- Outlet: 120V/240V/50 Amp. AC

\$1099.99



6500W GASOLINE GENERATOR WITH ELECTRIC START & WHEEL KIT

KCG-6502GE

- Powerful 10 HP, 4 stroke air cooled OHV engine
- AVR system and electronic ignition
- Low oil shut-off with indicator light
- Two duplex outlets: 120V/20 Amp. AC
- Twist lock outlet: 120V/240V/30 Amp. AC

\$699.99



GENERATOR EXTENSION CORDS

Converts a Nema L14-30P 240V 30 Amp Twist Lock plug into Nema 5-15/20R 120V 20A receptacles

K-L1430-10

Extension cord length: 10 feet
Gauge (AWG)/Cord: 12 (STW 4/C)



\$39.99

K-L1430R-25

Extension cord length: 25 feet
Gauge (AWG)/Cord: 10 (STW 4/C)



\$99.99

K-L1430-25-4T

Extension cord length: 25 feet
Gauge (AWG)/Cord: 10 (STW 4/C)



\$99.99
Lighted End

K-L1430-25EXT

Extension cord length: 25 feet
Gauge (AWG)/Cord: 10 (STW 4/C)



\$99.99

50 AMP. GENERATOR ADAPTOR CORD

Nema 14-50P 120/240V plug to Nema L14-30R 120/240V twist lock receptacle

K-1450P-2

Cord length: 1.5 feet
Gauge (AWG)/Cord: 10 (STW 4/C)



\$69.99
Female receptacle with lighted end

GENERATOR HOME CONNECTION KIT

K-X7500

\$109.99

Outdoor to indoor receptacle kit

Comes with 6 outlet power panel, generator power inlet box, 1/2" rigid PVC conduit, 1-1/4" spade bit, 1/2" PVC sleeve connector, 2 insulating gaskets and mounting hardware



GASOLINE WATER PUMPS

- 105" (KCG-2WPG) or 92" (KCG-3WPG) total head lift (total height at sea level, to which water can be raised above original water level)

- Oil sensor shuts off engine when oil level is low
- Comes with 3 wire clamps, 2 hose adapters, 2 rubber gaskets, strainer basket and strainer basket adapter

Powerful 7 HP,
4 stroke air cooled
OHV engine

2"
NPT inlet
and outlet

Powerful 7 HP,
4 stroke air cooled
OHV engine

3"
NPT inlet
and outlet



KCG-2WPG
\$339.99



Standard
accessories



Standard
accessories

KCG-3WPG
\$399.99

WATER PUMP HOSE KITS

Each hose kit comes with a
type A threaded camlock adaptor

CLEAR PVC REINFORCED
SUCTION HOSES

FLAT PVC
DISCHARGE HOSES



\$119.99 **\$199.99** **\$89.99** **\$119.99**
KW-252 **KW-253** **KW-502** **KW-503**
2" X 25 ft 3" X 25 ft 2" X 50 ft 3" X 50 ft

GASOLINE ENGINES

- Ideal for compressors, generators, pressure washers, go-karts and log splitters
- Counterclockwise drive shaft direction

KCG-65
Powerful 6.5 HP,
4 stroke air cooled
OHV engine
\$229.

KCG-130
Powerful 13 HP,
4 stroke air cooled
OHV engine
\$449.



PALLET TRUCKS

**5500 LBS
CAPACITY**

KC-2145N-NYL
(21" X 45")
Nylon wheels
429.99

KC-2748N-NYL
(27" X 48")
Nylon wheels
429.99

KC-2748NP
(27" X 48")
Poly wheels
429.99



QUICK RELEASE
FOOT PEDAL



3 position control
Max. raised height of forks 7 1/2"
Min. height of forks 2.95"

QUICK RELEASE
FOOT PEDAL

QUICK RELEASE
FOOT PEDAL

3000 PSI GASOLINE HIGH PRESSURE WASHER

KPW-3001FM

- 3000 PSI, 2.3 GPM maximum water flow
- Thermal relief valve on pump to protect against overheating
- 25' high pressure hose and inlet hose quick connect coupling
- Comes with 10" pneumatic wheels for portability and 4 quick connect nozzles (0°, 15°, 25°, 40° and detergent)

\$499.99



7 HP

15000W V-TWIN GASOLINE GENERATOR WITH ELECTRIC START

KCG-1500GE

- Powerful 20 HP, V-Twin horizontal shaft 4 stroke air cooled motor
- AVR system and electronic ignition
- Two duplex outlets: 120V/20 Amp. AC
- Twist lock outlet: 120V/30 Amp. AC
- Outlet: 120V/240V/50 Amp. AC
- AC double throw circuit breaker and resets
- Terminals: 12V/8.3 Amp. DC with DC reset

AUTO-IDLE DOWN FUNCTION extends running time by automatically adjusting engine speed to idle when not under load



\$2499.99



2000W GASOLINE DIGITAL INVERTER GENERATOR

KCG-2001i

- Powerful 3 HP, 4 stroke air cooled motor
- Sine wave digital inverter generator provides stable current to power voltage-sensitive electronics
- DC USB port: 5V/2.1 Amp.
- DC cigarette lighter socket: 12V/8 Amp. DC output
- AC duplex outlet: 120V/20 Amp. AC output



\$699.99

4500W GASOLINE DIGITAL INVERTER GENERATOR

KCG-4500i

- Powerful 8 HP, 4 stroke air cooled motor
- Sine wave digital inverter generator provides stable current to power voltage-sensitive electronics
- DC USB port: 5V/2.1 Amp.
- DC cigarette lighter socket: 12V/8 Amp. DC output
- AC duplex outlet: 120V/20 Amp. AC output
- AC twist lock outlet: 120V/30 Amp. AC output



\$1249.99



NEW



MILLING DRILLING MACHINES

MILLING DRILLING MACHINE WITH DIGITAL READOUT, SAFETY GUARD & LIMIT SWITCH

KC-20VS-2

- 1 HP Motor
- 13" Max. distance spindle nose to table
- 13" swing
- R8 Spindle taper
- 2" Spindle stroke
- Speeds 2(50-1125 / 100-2250 RPM)
- 7 1/16" x 27 1/2" Table dimensions
- 1/2" Size of T-Slot on table
- Comes with 1/2" chuck, chuck key, R8 chuck arbor, safety guard



Column tilts 45° to the right or left

MINI MILLING DRILLING MACHINE

KC-15VS

- Variable speed gear drive
- Spindle depth fine feed control with micro downfeed dial
- Adjustable depth stop
- Chuck guard
- Emergency stop button
- Comes with 1/2" chuck, chuck key, R8JT#33 chuck arbor, chuck guard



POWERFUL 3/4 HP MOTOR

OPTIONAL MILLING DRILLING MACHINE STAND

SS-20VS

\$359.⁹⁹

\$2399.

\$1099.

12" SLOW SPEED COLD CUT SAW

KC-315CS

- 4.5 HP motor
- Low 52 RPM blade speed is ideal for cutting ferrous metals
- Mitering head pivots to the right or left with positive stops at 45° and 90°

Blade not included



OPTIONAL 12" COLD CUT SAW BLADE KM-1200 (Made in Italy)

\$359.

\$3599.

FAGOR DIGITAL READOUT SYSTEMS

20i-M-1836

(Fits 1050VS)
2 AXIS with 18" x 36" scales

\$2099.



30i-M-183616

(Fits 1050VS)
3 AXIS with 18" x 36" x 16" scales


\$3099.



VERTICAL TURRET MILLING MACHINE

1050VS

- 5 HP Motor • ISO-40 Spindle taper
- Size of table 10" x 50" • Table travel 36"
- Saddle travel 16 1/2" • Knee travel 16"
- Quill travel 5" • 2 speed variable speed drive (70-500, 600-4200 RPM)
- Max. distance spindle to table 18"
- Distance spindle to column 24"
- Quill power feed (.0015", .003", .006")
- Ram movement 24"



TURRET HEAD SWIVELS 360°

INCLUDED TABLE POWERFEED ATTACHMENT (550 LBS TORQUE) LONGITUDINAL

\$15999.

5.2 Amp. (600V)

18 PC. COLLET SETS

Includes straight shank, 15 collets, wrench and plastic case.

KCS-4015

- Straight shank taper ISO 40
- Draw Bar 5/8" WII



KCS-R8-15

- Straight shank taper R8
- Draw Bar 7/16" NF 20

\$399.⁹⁹ ea.

DIVIDING PLATES FOR ROTARY TABLE

KC-DPRT-6

Size 6"

KC-DPRT-8

Size 8"

\$159.⁹⁹ ea.



K-TYPE SWIVEL BASE MILLING VISES

3"	4"	6"	8"
KMV-3M	KMV-4M	KMV-6M	KMV-8M
\$129.	\$199.	\$259.	\$369.



HORIZONTAL & VERTICAL ROTARY TABLES

KC-HVRT-6

Size 6"

KC-HVRT-8

Size 8"

\$499.

\$659.



GEARHEAD MILLING DRILLING MACHINE WITH SAFETY GUARD & LIMIT SWITCH

KC-45

- 1.5 HP Motor
- Forward & Reversing Switch
- 20 7/16" Swing
- 5" Stroke
- 6 speeds (60-1500 RPM)
- 9 1/2" X 32 1/4" Table
- 1 1/4" Drill capacity
- 4" Face mill capacity
- Spindle taper R8



OPTIONAL

TABLE POWERFEED ATTACHMENT

PFM-32

For # KC-45

\$679.

OPTIONAL MILLING DRILLING MACHINE STAND

SS-45

\$399.⁹⁹



\$6499.